

Parent Information Pack 2025-2026



Welcome from the Principal

A very warm welcome from all at Wantage Primary Academy (WPA). We are so pleased that you have chosen our school and we all look forward to working with you and your children throughout their time with us. If your child already attends our school, a big thank you for all your teamwork so far; we look forward to continuing to work alongside parents to support pupils' learning and development.

Wantage Primary Academy, situated at the heart of the Kingsgrove development, opened its doors to its very first students on 17th September 2020 with a small number of pupils. Our school, which will eventually accommodate 420 primary-aged pupils and a class of Nursery children, includes a purpose-built school building which contains a large school hall, studio, 15 modern classrooms, a library, as well as sports pitches, a large playground, a multi-use games area (MUGA), car parking and super outdoor spaces and a new outdoor gazebo classroom!

Our school, which serves the new families on the Kingsgrove development as well as families in Wantage, Grove and surrounding areas, is currently able to take children in any of the designated year groups where there is space as well as those Reception parents looking for their first school each September. Any applications must be made directly to OCC <https://www.oxfordshire.gov.uk/residents/schools/apply-school-place> but we welcome parent contact from those interested in the school. Reception tours are held in the Autumn term.

The staff team and I, alongside the Omnia Learning Trust (previously known as the GEMS Learning Trust), have high expectations of all and you can expect excellent teaching and learning within a values-led, nurturing environment. We see parents as key to their children's learning and endeavour to work alongside families to build a complete community, welcoming and encouraging to all.

At Wantage Primary Academy children are immersed in a learning experience that will enable them to be equipped to be successful in a rapidly changing world. They learn to be resilient, motivated and have a growth mindset. They learn to work hard and that struggle is all part of the learning process and be able to cope with and adapt to change. They experience academic rigor, have hands-on experiences and build up a range of holistic skills. We will continue to foster the natural insatiable curiosity that they are born with into sustaining a life-long love of learning. Our current WPA pupils are real ambassadors for the school.

At WPA we have had the unique opportunity to continue to grow our school in the heart of the community and we will continue to develop our pupils love of learning, sense of self and sense of belonging. This booklet will inform you and update you about our school.

Mrs Hannah Robinson-Jacques

Principal

Meet the staff team - From September 2025 we have: a Nursery class, two Reception classes, two Year 1 classes, two Year 2 classes, two Year 3 classes, a Year 4 class, a Year 5 class and a Year 6 class.

Staffing from September 2025:

Leadership team:

Principal – Mrs Robinson

SENDCO and inclusion lead – Ms Wyatt

EYFS phase lead – Mrs Stewart

Assistant Principal & KS1 phase lead – Mrs Hammond

KS2 phase lead – Miss McNally

Class teachers:

Nursery– Mrs Stewart (MAT Leave) Mrs Wyatt (MAT Cover)

Reception 1 – Mrs Slatter

Reception 2 – Miss Palipane

Year 1– Mrs Hammond

Year 1 – Miss Walker

Year 2 - Miss Greenaway

Year 2 – Miss Oliver

Year 3 – Miss Watson

Year 3 – Miss Saunders

Year 4 – Miss Constable

Year 5 – Mrs Demain & Mrs Mitchell

Year 6 – Miss McNally

Other

SENDCO and Inclusion lead – Ms Wyatt

Forest School lead – Mrs Slatter

ECT cover teacher and Year 1 teacher– Mrs Perez

Nursery Staff:

Nursery Teacher – Mrs Stewart (MAT Leave) Mrs Wyatt (MAT Cover)

EYP/ Nursery TA – Miss Kupka

EYP/ Nursery TA –Miss Carey, Ms Drake

Nursery & Reception 1:1 – Miss Siczka

Other Support staff

Reception TAs – Miss Robins and Miss Brooker

Intervention TAs and 1:1s – Miss Wall, Mrs McDade, Mrs Sayer, Mrs James, Mrs Froude, Miss Dale, Mrs Colombo, Mrs Dunstan

Office staff:

Office and Finance Manager – Mrs Khan

Office Administrator - Mrs Hayes

Family Support Worker – Mrs Cripps

Caretaker – Mr Galvin



Wantage Primary Academy

MEET THE TEAM



Mrs Robinson
Principal



Mrs Hammond
Assistant Principal and
Year 1 Teacher



Ms Wyatt
SENCO



Mrs Stewart
EYFS Lead and Nursery
Teacher



Miss McNally
KS2 Lead and Year 6
Teacher



Ms Wyatt
Nursery Teacher



Miss Palipane
Reception Teacher



Mrs Slatter
Reception Teacher



Miss Walker
Year 1 Teacher



Mrs Perez
Year 1 teacher/ ECT
cover



Miss Greenaway
Year 2 Teacher



Miss Oliver
Year 2 Teacher



Miss Watson
Year 3 Teacher



Miss Saunders
Year 3 Teacher



Miss Constable
Year 4 Teacher



Mrs Demain
Year 5 Teacher



Mrs Mitchell
Year 5 Teacher



Mr Acott
SRB teacher



Ms Kupka
Nursery TA



Mrs Drake
Nursery TA



Mrs Carey
Nursery TA



Miss Sieczka
EYFS SEND TA



Miss Brooker
EYFS TA



Miss Robins
EYFS TA



Mrs McDade
Year 1 TA



Mrs Froude
Year 1TA



Miss Wall
Year 2 TA



Miss Dale
Year 3 TA



Mrs James
Year 4 and 5 TA



Mrs Sayer
Year 6 TA



Mrs Colombo
SEN TA



Mrs Khan
Office Manager



Mrs Hayes
Office Assistant



Mrs Cripps
Family Support Officer



Mr Galvin
Caretaker

Omnia Learning Trust Values

Motto: Ambitious for all

Vision: We work collaboratively with our school communities; our staff, parents and children, to create exceptional learning environments that empower and support all to achieve their potential.

Mission: To create inspirational learning opportunities for all our children and staff.

Our Values:

Inspiring - In our school we love **learning**, we aim **high**, we think **creatively**, we dream **big**, we are **ambitious**.

Challenging - In our school we work **hard**, we **focus**, we learn more, we **remember** more, we develop our **potential**, we exceed **expectations**.

Nurturing - In our school we **listen**, we **debate**, we're **kind**, we **support**, we take **responsibility**, we are a **team**.

Empowering - In our school we are **brave**, we have a **voice**, we take **action**, we are **confident**, we think **globally**.

Term Dates 25/26

<https://www.wantageprimaryacademy.org.uk/opening-times-and-term-dates/>

These are the main core dates that would be useful for you to note down. There are plenty of other dates to come. We will be in regular communication with you so that you don't miss out. Be prepared for a packed diary!

WPA 2025/26 Academic Calendar

 Pupil Days

 Bank holidays

 School holidays

 Staff INSET days (school closed to pupils)

Sep-25						
Mon		1	8	15	22	29
Tue		2	9	16	23	30
Wed		3	10	17	24	
Thu		4	11	18	25	
Fri		5	12	19	26	
Sat	31 Aug	6	13	20	27	
Sun		7	14	21	28	

Oct-25						
Mon		6	13	20	27	
Tue		7	14	21	28	
Wed	1	8	15	22	29	
Thu	2	9	16	23	30	
Fri	3	10	17	24	31	
Sat	4	11	18	25		
Sun	5	12	19	26		

Nov-25						
Mon		3	10	17	24	
Tue		4	11	18	25	
Wed		5	12	19	26	
Thu		6	13	20	27	
Fri		7	14	21	28	
Sat	1	8	15	22	29	
Sun	2	9	16	23	30	

Dec-25						
Mon	1	8	15	22	29	
Tue	2	9	16	23	30	
Wed	3	10	17	24	31	
Thu	4	11	18	25		
Fri	5	12	19	26		
Sat	6	13	20	27		
Sun	7	14	21	28		

Jan-26						
Mon		5	12	19	26	
Tue		6	13	20	27	
Wed		7	14	21	28	
Thu	1	8	15	22	29	
Fri	2	9	16	23	30	
Sat	3	10	17	24	31	
Sun	4	11	18	25		

Feb-26						
Mon		2	9	16	23	
Tue		3	10	17	24	
Wed		4	11	18	25	
Thu		5	12	19	26	
Fri		6	13	20	27	
Sat		7	14	21	28	
Sun	1	8	15	22		

Mar-26						
Mon		2	9	16	23	30
Tue		3	10	17	24	31
Wed		4	11	18	25	
Thu		5	12	19	26	
Fri		6	13	20	27	
Sat		7	14	21	28	
Sun	1	8	15	22	29	

Apr-26						
Mon		6	13	20	27	
Tue		7	14	21	28	
Wed	1	8	15	22	29	
Thu	2	9	16	23	30	
Fri	3	10	17	24		
Sat	4	11	18	25		
Sun	5	12	19	26		

May-26						
Mon		4	11	18	25	
Tue		5	12	19	26	
Wed		6	13	20	27	
Thu		7	14	21	28	
Fri	1	8	15	22	29	
Sat	2	9	16	23	30	
Sun	3	10	17	24	31	

Jun-26						
Mon	1	8	15	22	29	
Tue	2	9	16	23	30	
Wed	3	10	17	24		
Thu	4	11	18	25		
Fri	5	12	19	26		
Sat	6	13	20	27		
Sun	7	14	21	28		

Jul-26						
Mon		6	13	20	27	
Tue		7	14	21	28	
Wed	1	8	15	22	29	
Thu	2	9	16	23	30	
Fri	3	10	17	24	31	
Sat	4	11	18	25		
Sun	5	12	19	26		

Aug-26						
Mon		3	10	17	24	31
Tue		4	11	18	25	
Wed		5	12	19	26	
Thu		6	13	20	27	
Fri		7	14	21	28	
Sat	1	8	15	22	29	
Sun	2	9	16	23	30	

Uniform

We expect all children to be proudly wearing our school uniform daily. **Please make sure that all uniform is clearly named.** Please ensure that your child has the following:

Nursery

- School polo shirt or plain white polo shirt (optional)
- School sweatshirt (with logo)
- Trousers, leggings, dress (your choice)
- Trainers (not sandals, Crocs or heeled shoes)
- Wellies, waterproof jacket and trousers that can stay in school
- Spare clothes bag with: change of underwear and trousers/skirt (just in case!)

School

Please ensure that your child has the following:

- School white polo shirt (with or without logo) or plain white shirt
- *School purple knitted jumper or cardigan (with logo), not sweatshirt*
- Navy skirt, pinafore dress, trousers or shorts
- Navy or white socks or tights
- Purple gingham summer dress (only for Summer term and beginning of Autumn up to October half term holidays)
- Black school shoes (no sandals, no heels, no crocs, no toe-less shoes)
- Navy or white socks

PE:

- Dark trainers or plimsolls for PE
- House coloured T-shirt (red, blue, yellow, green). You will be informed of your child's house in an email from the office.
- Black/ Navy PE shorts
- NO jewellery of any sort.

General

- Waterproof jacket, trousers and wellies that can stay in school as well as spare clothes
- PE kit can stay in school for the half term

- Forest school clothes – ensure old shoes and old footwear are sent in in accordance with the Forest School timetable which will be sent out the first week back in September.

Long hair **must** be tied up every day. Small blue, purple or black hair accessories may be used, nothing ostentatious. **Please provide a spare clothes bag with: change of underwear and trousers/ skirt (just in case!)** All uniform is available from PMG School Wear. You are able to order in store or online. PMG Schoolwear Faringdon, 8 Regal Way, Faringdon, SN7 7BX or <https://www.pmg-schoolwear.co.uk/>. All children will also need a book bag and warm coat for those colder days. You may also be able to purchase school coats; these are optional. **PLEASE ENSURE EVERYTHING IS LABELLED**



School uniform example



PE Kit example

Key stages

EYFS = Nursery and Reception

KS1 = This is Key Stage 1 and is formed of Year 1 and Year 2

KS2 = This is Key Stage 2 and is formed of Years 3, 4, 5 and 6

A typical school day..

Nursery

Every day is different and filled with all sorts of learning possibilities – there is not really a typical day. Visit:

<https://www.wantageprimaryacademy.org.uk/timetables-what-do-our-children-do-each-week/> for more information. Nursery parents may not enter the classroom or Nursery areas and should encourage independence at handover. 30 hour nursery sessions are 8:40 – 3:30 Monday – Friday (with paid Nursery lunch club). 15 hour Nursery sessions are either 8:40 – 11:40 or 12:30 – 3:30 Monday – Friday.

School

8:40am The gates open at 8:35am and lock at 8:45am to ensure children are safely in the building. Classroom doors then open and children are welcomed into the classroom by their class teacher. Children enter classroom on their own and independently hang up their own things and come to the carpet or tables for registration and morning activities. Parents must not enter classrooms unless invited as these are very busy times. If you would like to meet with your child's class teacher, please email the office and this will then be arranged promptly.

Our school day

Every day is different and filled with all sorts of learning possibilities – there is not really a typical school day. Visit:

<https://www.wantageprimaryacademy.org.uk/timetables-what-do-our-children-do-each-week/> for more information and where timetables can be found on the school website. These will

PE

PE lessons take place weekly for pupils in Reception upwards. All pupils will wear PE kit to school on their day. Please ensure kits are worn to school on PE days and no jewellery worn. Please ensure all kits are labelled and school jumpers worn too.

Day	Which Class has PE?
Tuesday	Year 3 – wear PE kit to school all day
Wednesday	Year 5 - wear PE kit to school all day Year 4 - wear PE kit to school all day Year 1 – wear PE kit to school all day Reception – Wear PE kit to school all day
Thursday	Year 2 – wear PE kit to school all day Year 6 – wear PE kit to school all day
Friday	Nurture Group - wear PE kit to school all day

Facilities

The school is purpose built and offers:

- Vast grounds- incorporating large school playing field, wild areas, outdoor classroom, MUGA (multi use games area) and playground areas
- A large school hall
- A studio
- Wifi throughout the building
- Interactive white boards in each classroom
- Sound system and lighting for productions in the hall
- A purpose-built kitchen
- Large, light classrooms
- A library
- Group/ intervention spaces
- Food technology room
- Computing facilities including Chromebooks and tablets

Lunches

A catering company provide hot school meals to our pupils every day. These are cooked on site by our catering team, Kati, Emily and Gemma. There is a wide choice so even the fussiest child should be happy! Parents are always amazed what children will try when they are eating with their classmates. We encourage Reception and KS1 parents to practise cutlery skills with their children, but they will of course be supported with this in school.

School lunches are prepared to very strict guidelines to ensure that they meet nutritional standards. If your child has any identified diagnosed allergies and so requires a special diet, please contact Fresh Start Catering support@freshstartcatering.uk

All children in Reception, Year 1 and Year 2 are entitled to a free school meal each day via the Government's UIFSM initiative. Lunch menus will be sent out a term in advance and parents can book through Fresh Start Catering Meal Manager. Parents of children from Year 3 – Year 6 can purchase meals. Choices of meals will be ordered through Fresh Start Catering.

Fruit and vegetables

Snack and water bottles

All our children in Reception, Years 1 and 2 also receive a free piece of fruit or vegetable every day through the School Fruit and Vegetables Scheme (SFVS). Children in Nursery are encouraged to bring in a piece of fruit or vegetable to have as a mid-morning snack during their break time as these are not provided under the scheme. Pupils in other year groups should bring in a healthy snack each day. Milk is also provided for under 5s and will be handed out at snack time for those who choose to have it.

The fruit and vegetables are delivered to schools three times a week to ensure freshness. Depending on the season, there is usually a choice of: bananas, apples, pears, carrots, tomatoes, satsumas etc.

Children may also bring their own additional snack which should contain healthier items and no sugary cakes, chocolate, sweets or crisps. Below are acceptable snacks:

- Fruit and vegetables (please cut up and peel whole large items e.g. apples and satsumas)
- Brown bread, bread/roll and butter (or a spread)
- Brioche or similar
- Corn and rice cakes
- Pitta bread
- Raisins
- Cheese

Nursery children and KS2 children must bring in a healthy snack from home each day as this is not provided by the School Fruit Scheme. Please ensure that the children have a labelled water bottle in school daily. This must be taken home and washed daily too.

PLEASE NOTE: We are a NUT FREE school so please ensure nothing sent from home contains nuts.

Behaviour: How will my child be expected to behave?

Children in all classes are expected to listen carefully and do as they are asked, to share and take turns, to take care of school property and the property of others, to help tidy away, to be kind to other people and to always say please and thank you. We believe in the Foundation Stage that it is very important to work together and encourage good behaviour in a positive way, and we always celebrate good behaviour with praise and encouragement. We require parental support to carry this on at home and support decisions made in school, reinforcing this at home.

Parent Partnerships – how can you get involved and be part of the journey?

At Wantage Primary Academy we recognise the importance and value parental involvement in the life of the school. We believe that education is a collaborative enterprise involving amongst others, parents, staff and children.

“It’s what parents do rather than who they are that counts” (Charles Desforge)

We will have good communication and keep you fully informed about what is happening at school through Arbor messaging, which comes through as an email.

We also:

- Send fortnightly whole school newsletters
- Hold parents’ evenings
- Hold half-termly coffee mornings
- Keep the school website up to date.

- You will receive school reports to keep you informed about your child’s progress three times a year.
- There will be open mornings where you can come and see you child’s work.
- You can become involved in school projects – are you a keen gardener or could you help pupils with reading or mathematics?
- You can join Friends of Wantage Primary Academy (our school’s PTA). See: <https://www.facebook.com/groups/422667099249585>
- Take part in parent forum meetings and parent questionnaires

Parent communication

Effective communication is key in our school community. Please ensure that we have all of your information on file so that we can contact you (ensure school admissions forms have been sent to the office).

Our main means of communication is via Arbor email. Please check your junk folder to ensure our school email addresses are not blocked office@wantageprimaryacademy.org We ask that parents check their emails regularly and inform us if any information changes.

Our school MIS (which holds all pupils details, contacts, address, contact details etc) is Arbor. Parents will be able to then log on and edit their child's information and their information. Parents are not able to update emergency or other parent contacts so an email would need to be sent to the office if these details change.

You will need to login to the Parent Portal on Arbor. Once you are logged into the parent portal you will be able to add your child's details, your details and much more. Over the next couple of days you will receive a welcome email from Arbor with a link and instructions on how to set up your account.

Please go to <https://www.wantageprimaryacademy.org.uk/school-communications/> to access the Parent guide to Arbor and how this works.

Our newsletter goes out every other Friday and is filled with lots of exciting news from the week and upcoming events etc; this is emailed out and placed on our website each week.

Illness - What do I do if my child is poorly?

Please contact school via the absence line 01235 634980 to report your child's absence, giving your child's name, class teacher and reason for absence. You may also wish to follow this up with an email to office@wantageprimaryacademy.org. If your child has a sickness bug, they should not return to school for 48 hours after the last episode of sickness, but most other illnesses will be short term, and children should return to school promptly where possible. Please ensure you inform us promptly and phone/ email for each day of absence, so we know where each child is.

If your child suffers from an ongoing condition such as asthma or eczema, then we will complete a medical care plan with you to allow us to administer medication as and when required. Please remember it is vital that you keep us informed of any changes to your child's health.

If your child requires first aid during the school day, basic first aid will be administered e.g. plasters, ice pack etc and a first aid note will be sent home. If your child bumps their head during the day, we will phone you to let you know and then monitor the children throughout the day.

Reading

From the end of the children's first week in school they will be sent home with a reading book and reading record. This will start off with picture books (in Reception) and move through the phonics stages of different sounds the children are learning. Please read with them daily, discuss the story and ask them questions about the book. We look forward to working in partnership with parents and reading your comments so we can gain a full picture of each child. Please ensure you send your child's reading book in their book bag daily so we can read with them in school. We will change reading books once a week.

We ask that parents read for at least 5-10 minutes each day with their child.

Phonics

In Nursery, Reception, Year 1 and Autumn of Year 2, phonics is taught daily to all children using our phonics scheme called 'Supersonic Phonic Friends'. After this, the children move onto spelling rules. See: <https://www.supersonicphonicfriends.co.uk/> This is a very fun, thorough and rigorous, consistent programme which teaches the children the skills they need to read. All children will be working alongside peers with a similar secure phonic knowledge. Children will continue to carry out daily phonics sessions, each day learning a new sound (with Friday being a consolidation day). Phonics for some pupils who may require extra practise will continue into Year 2 and beyond. In reception and Year 1, they will also learn tricky words each week. These words cannot be sounded out and must be read and practised regularly. These are taught in our daily sessions too!

Why learning to read is so important

- Reading is essential for all subject areas and improves life chances.
- Positive attitudes to reading and choosing to read have academic, social and emotional benefits for children.

How children learn to read

- Phonics is the key route to decoding.
- Learning to say the phonic sounds.
- By blending phonic sounds to read words.
- Increasing the child's fluency in reading sounds, words and books.

Reading fully decodable books

- Children must read books consistent with their phonic knowledge.
- It is essential not to rely on other strategies to work out words (including guessing words, deducing meaning from pictures, grammar, context clues or whole word recognition).
- Books **must** be fully decodable and follow the SSPF scheme

- Children need to read books in a progressive sequence until they can decode unfamiliar words confidently.






There are also training videos available for the sounds <https://vimeo.com/668291935>

If your child is reading with little help, please don't worry that it's too easy – your child needs to develop fluency and confidence in reading. Listen to them read the book. Remember to give them lots of praise – celebrate their success! If they can't read a word, sound it out with them and then read it to them if they are still unsure. After they have finished, talk about the book together and write in their reading diary.

Parking and coming into school

- Please do not park in front of the school during morning drop off and afternoon pick up– this poses a health and safety risk as our Nursery children enter and exit the school the school here and a number of families arrive on foot. You may park here if dropping off at breakfast club or picking up from After School Club but please park in the side visitor car park for these where possible.
- There is a car park – as you look at the school this is to the left-hand side of the building – that does not belong to us but parents are able to use. The entrance is past the staff car park and you can access the main playground from here just before 8:40am and just before 3:30pm.
- We have disabled parking bays to the right of the school (and a few additional bays) in the visitor car park. For those arriving on foot or by bike, you can enter via the side pedestrian gate that is accessible through this carpark. This gate will be opened just before 8:40am.
- Parents can also park in the public square car park which is 50 yards from the school.



	Entrance to Parent Parking
	Parent Parking
	Community Square Carpark
	Disabled Parking
	Entrance to School
	No Parking Permitted



Pedestrian access and visitor/ disabled car park

	Entrance to Parent Parking
	Parent Parking
	Current Nursery Parent Parking
	Entrance to school
	2 disabled Parking bays and 3 visitor parking bays
	No Parking Permitted. PCM issue fines

Regarding parking in the front bay at the front of school, we have been made aware that PCM have started to fine people in accordance with the parking notice which can be found at the front of the school. Our school does not get any say on this and is implemented without our knowledge or control. The parking notice states you can park at any time for up to 10 minutes, apart from 8:15 – 9:00 and 3:00 – 3:45. Please ensure this adhered to to avoid being fined. If you have a disability badge and do not have a notice, please speak to a member of the office staff to be able to park there.



Please do not park on curbs on unpermitted areas. Only those with disabled badges should park in disabled bays.

Entry and exit into school

- Nursery will continue to enter and exit via the Nursery entrance at the front of the school. Nursery parents will continue to line up with your child by the black fence and then the Nursery team will come and greet you and admit the children. You can also use the large car park behind the school or other car parking areas.
- Reception, KS1 and KS2 can access the car park to the left of the school (further on from the staff car park). You can then enter the school via the top gate (past the MUGA) where the children will line up in the playground. School gates will open at 8:35am and will close at 8:45am. They will open again at 3:25pm and will close just after 3:30pm. Please make sure that you arrive on time to drop off or pick up your child.
- The small car park to the right of the school contains 2 disabled bays and 3 visitor parking bays and will remain open each day. Parents who use this car park can then access the playground via the pedestrian gate and do not need to walk around the school building to gain access. **Please DO NOT park in the disabled bays unless you are registered disabled (blue badge holder or equivalent).**
- Please be on time for school as learning starts the moment the children enter and lateness can really affect children's wellbeing and understanding.
- There is also a small car park by the café on the public square where you can park.
- The gate through the small car park to the right of the school containing disabled parking and 3 visitor bays is also available to those parents walking to school or using the local bus service.
- If you have a child in different year groups, please drop off the eldest child first and then move to the other class line.
- If you have a child in Nursery (full time or mornings) and a child in the main school, you need to drop off your school-age child first. Please then use the side access gate (by the disabled car park) to walk around to the front of the school to access nursery. Nursery gates will open just after 8:40.

Important information

- Breakfast Club opens at 7:40am. Prior to this the team are prepping for the day so will not be able to admit children any earlier. You must book this in advance and drop off is at the front of the school. When arriving, please wave at the breakfast club window as the office may still be closed.
- After School Clubs are managed by TA Sports stars. This includes wraparound care and daily sports clubs; please note that any messages left on the school answerphone regarding changes in or delayed collection will not get to the After School Team so please ensure that these are directed directly to TASS.
 - Drop off and collections are always a busy time, as such we ask that any complex questions or updates that you have regarding your child are not addressed to staff at this time as they have a class of pupils to supervise. Please always email the school Office to ensure your enquiry can be sent

to the right person and managed effectively. Short comments and questions can be shared to staff on the doors or you can ask Mrs Robinson who is always on the playground.

FAQs for parents

1. 'What equipment does my child need?'

A water bottle, PE kit and trainers are all important. Book bags will also be needed as children will bring home a reading book, achievements and some paper-based correspondence. A small rucksack is also useful to carry their snack, water bottle etc. Please ensure everything is labelled.

2. 'What if my child has trouble settling in?'

Many children struggle to settle in at first, but our staff have a wealth of experience in helping them adapt. They will provide you with strategies to support and once in, most children settle quickly

3. 'What uniform do they need?'

Full school uniform details can be found on our website (and above). Velcro shoes are encouraged for younger pupils. Please ensure they are in a knitted jumper or cardigan – not the nursery sweatshirts.

4. 'How do I tell you who'll be collecting my child from school?'

In the interests of safety, we will ask you to inform us about who will usually pick your child up at the end of the day.

5. 'What if my child still has accidents?'

Many younger children are less than reliable at using the toilet, and even children who've been toilet trained for years can slip up. Staff will be used to dealing with accidents, but it might put your mind at rest to keep a bag of spare clothes at school. When dealing with accidents, staff will follow the procedures outlined in our intimate care policy. It is also normal for children to fall over and they will be dealt with in accordance with our First Aid policy – an accident slip will be sent home in the child's bag. **If children bump their head, parents/ carers will be informed via a phone call and/or email. This includes for minor bumps and is usually nothing to worry about.**

6. 'How can I support my child's learning?'

We will update you regularly with the sort of things you can be doing at home to supplement what we're doing in the classroom. We encourage all parents to read with the children daily and carry out the homework each week.

7. 'When are reading books sent home and changed?'

Children will bring a book home from their first week. This will begin with a picture book (in Reception) and then progress to books with words and sentences, linked to their phonic phases. for how to help at home. Books will be changed once each week. Children should read the same book throughout the week to improve their fluency.

8. 'Can we take our child out of school for a holiday?'

Schools are not permitted to authorise term-time holidays, and parents may be fined for taking their children out of school once children reach compulsory school age.

9. 'How do I contact someone if I have a question or worry?'

We all need to speak to the teacher every now and then. Small queries may be dealt with by having a quick word in the playground or writing a note in your child's reading diary, while for bigger concerns, you may need to email them or ask the office to arrange a meeting.

SAFEGUARDING: What is this?

The school is committed to safeguarding the safety and welfare of all its pupils. The school's safeguarding policy details the steps that will be taken if concerns arise about the safety or welfare of a child. If any parent, carer or teacher has concerns about the welfare of the pupils, these should be addressed to the Designated Safeguarding Leads (DSL). Further information can be found in our safeguarding and child protection policies, which are available on our website.

Questions – please send these to the office office@wantageprimaryacademy.org

THANK YOU FOR YOUR INVESTMENT IN OUR SCHOOL – WE LOOK FORWARD TO CONTINUING TO WORK IN PARTNERSHIP FOR THE ACHIEVEMENT OF ALL

**Mrs Robinson
Principal**